


Rectangular Duct Mute — S



COMPACT AND ECONOMICAL NOISE REDUCTION

The AAF Rectangular Duct Mute — S (RDM-S) is engineered to meet today's stringent noise reduction standards. Providing noise reduction in a compact, economical package, constructed of heavy gauge materials, the (RDM-S) is ideal for gas turbine and compressor intake systems, and axial fans. Our unique design delivers:

- *Maximum insertion loss per unit length*
- *No acoustic short circuits*
- *Guaranteed performance*

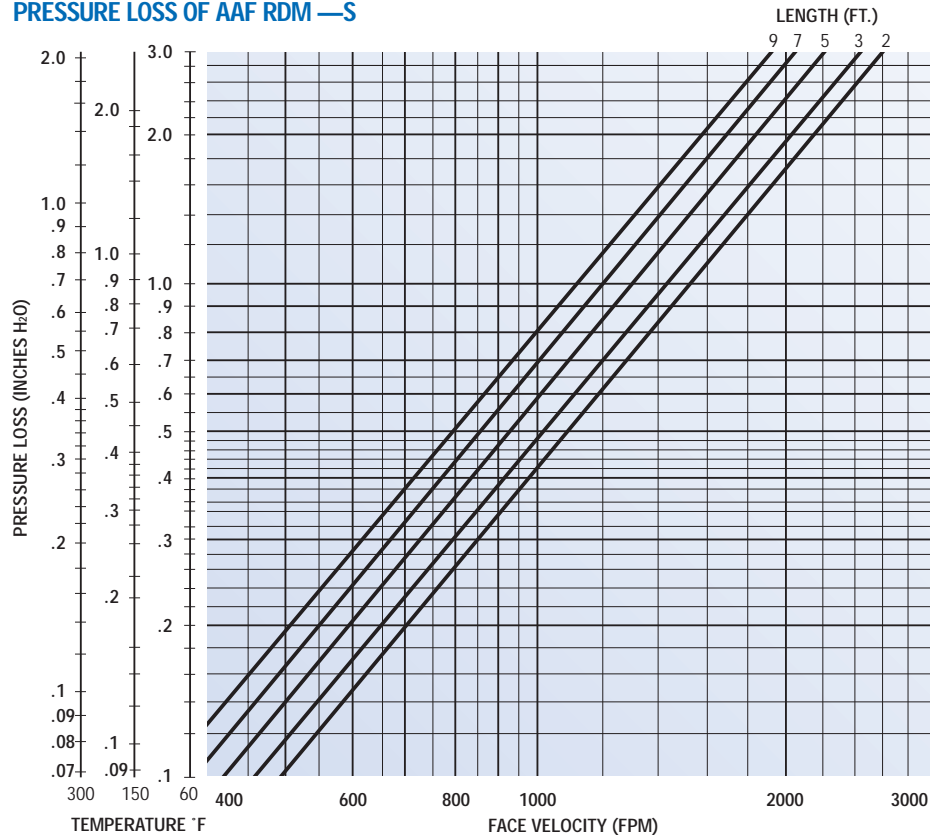
OPTIONS


- ✓ *Lifting lugs and/or support brackets*
- ✓ *Special flanges*
- ✓ *Drilling*
- ✓ *Erosion protection of acoustical packing*
- ✓ *High temperature design — over 300°F*
- ✓ *Special materials*
- ✓ *Special painting*

INLET APPLICATIONS

| Octave Band Center Frequency - Hertz | 125 | 250 | 500 | 1000 | 2000 | 4000 | 8000 |
|--------------------------------------|----------------|-----|-----|------|------|------|------|
| Dash Number | Insertion Loss | | | | | | |
| —2 | 7 | 9 | 19 | 31 | 43 | 42 | 28 |
| —3 | 8 | 11 | 23 | 37 | 48 | 47 | 31 |
| —4 | 9 | 13 | 28 | 43 | 52 | 51 | 34 |
| —5 | 10 | 15 | 32 | 49 | 55 | 54 | 37 |
| —6 | 11 | 17 | 37 | 51 | 59 | 57 | 40 |
| —7 | 12 | 19 | 42 | 53 | 62 | 60 | 42 |
| —8 | 13 | 22 | 47 | 56 | 64 | 63 | 45 |
| —9 | 15 | 24 | 50 | 58 | 67 | 65 | 49 |

PRESSURE LOSS OF AAF RDM — S





Rectangular Duct Mute — S

SIZES

| Area Ft. ² | X-Section Ft. | Area Ft. ² | X-Section Ft. | Area Ft. ² | X-Section Ft. |
|--------------------------|------------------|--------------------------|------------------|--------------------------|------------------|
| 4 | 2 x 2 | 25 | 5 x 5 | 50 | 5 x 10 |
| 6 | 2 x 3 | 27 | 3 x 9 | 54 | 6 x 9 |
| 8 | 2 x 4 | 28 | 4 x 7 | 55 | 5 x 11 |
| 9 | 3 x 3 | 30 | 3 x 10; 5 x 6 | 56 | 7 x 8 |
| 10 | 2 x 5 | 32 | 4 x 8 | 60 | 5 x 12; 6 x 10 |
| 12 | 2 x 6; 3 x 4 | 35 | 5 x 7 | 63 | 7 x 9 |
| 14 | 2 x 7 | 36 | 4 x 9; 6 x 6 | 64 | 8 x 8 |
| 15 | 3 x 5 | 40 | 4 x 10; 5 x 8 | 66 | 6 x 11 |
| 16 | 2 x 8; 4 x 4 | 42 | 6 x 7 | 70 | 7 x 10 |
| 18 | 2 x 9; 3 x 6 | 44 | 4 x 11 | 72 | 6 x 12; 8 x 9 |
| 20 | 2 x 10; 4 x 5 | 45 | 5 x 9 | 77 | 7 x 11 |
| 21 | 3 x 7 | 48 | 4 x 12; 6 x 8 | 80 84 | 8 x 10 7 x 12 |
| 24 | 3 x 8; 4 x 6 | 49 | 7 x 7 | 88 96 | 8 x 11 8 x 12 |

WORLD CLASS QUALITY

During the entire production process, our operations are governed by our ISO 9001 certified system.

RECTANGULAR DUCT MUTE MODEL DESIGNATION

3.5 x 7 RDM—S —3

| | | |
|--|-----------------------------|---|
| Cross Section Width (Ft.) x Height (Ft.) | Rectangular Duct Mute —S | Dash Number Indicates Length in Ft. |
|--|-----------------------------|---|

Note: Cross sections listed above are in even 1" increments. 6" increments are available where the cross sectional area equals or exceeds the minimum required.

DISCHARGE APPLICATIONS

| Octave Band Center Frequency - Hertz | | 125 | 250 | 500 | 1000 | 2000 | 4000 | 8000 |
|---|----------------------|----------------|-----|-----|------|------|------|------|
| Dash No. | Face Velocity FPM | Insertion Loss | | | | | | |
| —2 | 1000 | 6 | 8 | 17 | 28 | 42 | 41 | 29 |
| | 2000 | 6 | 7 | 15 | 23 | 38 | 38 | 26 |
| | 3000 | 5 | 7 | 13 | 18 | 35 | 34 | 23 |
| —3 | 1000 | 8 | 9 | 21 | 35 | 46 | 45 | 32 |
| | 2000 | 7 | 9 | 19 | 30 | 41 | 40 | 29 |
| | 3000 | 6 | 8 | 17 | 25 | 37 | 36 | 26 |
| —4 | 1000 | 8 | 11 | 26 | 41 | 51 | 50 | 35 |
| | 2000 | 7 | 10 | 23 | 36 | 46 | 45 | 32 |
| | 3000 | 7 | 9 | 20 | 32 | 41 | 40 | 29 |
| —5 | 1000 | 9 | 13 | 29 | 46 | 54 | 53 | 38 |
| | 2000 | 8 | 12 | 27 | 42 | 50 | 49 | 36 |
| | 3000 | 7 | 11 | 25 | 38 | 45 | 43 | 33 |
| —6 | 1000 | 10 | 14 | 34 | 49 | 58 | 56 | 41 |
| | 2000 | 9 | 13 | 31 | 44 | 54 | 52 | 39 |
| | 3000 | 8 | 12 | 29 | 39 | 48 | 46 | 36 |
| —7 | 1000 | 11 | 16 | 39 | 52 | 61 | 59 | 45 |
| | 2000 | 10 | 15 | 35 | 46 | 57 | 56 | 42 |
| | 3000 | 9 | 13 | 32 | 40 | 52 | 50 | 39 |
| —8 | 1000 | 11 | 18 | 43 | 55 | 63 | 62 | 48 |
| | 2000 | 10 | 16 | 39 | 49 | 60 | 58 | 45 |
| | 3000 | 10 | 15 | 35 | 43 | 55 | 53 | 41 |
| —9 | 1000 | 12 | 20 | 47 | 58 | 66 | 65 | 51 |
| | 2000 | 11 | 18 | 43 | 52 | 62 | 61 | 48 |
| | 3000 | 10 | 17 | 39 | 46 | 57 | 55 | 44 |



10300 ORMSBY PARK PL STE 600
LOUISVILLE KY 40223-6169
P O BOX 35690
LOUISVILLE KY 40232-5690
www.aafintl.com

For Additional Information On AAF Products,
Call The Answer Center
800.477.1214

