




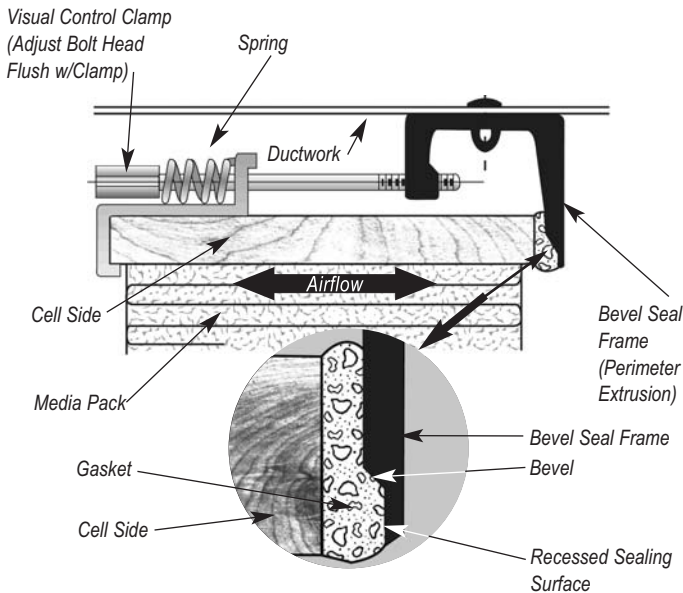
Better Air is Our Business®

AmericanAirFilter® Welded Bevel Seal Frame

**Extruded Aluminum Frames
for Gasketed HEPA Filter Installations**

The patented Bevel Seal frame is a factory welded, extruded aluminum frame developed specifically for High Efficiency Particulate Air (HEPA) filter installations. The modular frames can be quickly bolted together in any combination. Bevel Seal frames are non-directional and can be installed with filter access from either the air entering or air leaving side. Standard Bevel Seal frames accommodate 24" x 24" gasketed HEPA filters in three thicknesses — 2-3/4", 5-7/8" and 11-1/2". Frames are available for special size filters. The frames are designed to permit installation of adjacent filters at 3/4" intervals. This design feature maximizes the number of filters that can be installed in a given space and reduces resistance due to frame extrusions.

Cross Section Top View



Two-Stage Gasket Compression Prevents Leakage

Gasket Protection

The patented Bevel Seal frame features a two-level sealing surface connected by a bevel. This causes the filter gasket to be compressed in two stages as clamping pressure is applied. In the event excessive clamping pressure is applied, the individual cells in the gasket material can be fractured causing the gasket to relax, allowing leakage.

Sealing Integrity Assured

The bevel creates sealing integrity by providing a graduated compression of the sealing gasket. The outer edge of the gasket is compressed to a greater degree than the inner portion of the gasket. Having two levels of gasket compression ensures an effective seal will be achieved. By preventing damage in the recessed sealing surface area two-stage compression preserves sealing effectiveness should the cellular structure on the outer edge of the gasket be destroyed.

Patented Visual Control Filter Clamps

HEPA Filter Applications

AAF Visual Control clamps are designed to be used with any conventional gasketed HEPA filter. Located approximately two feet apart, the calibrated, spring-loaded clamps maintain up to 100 pounds pressure against the filter at each clamping point. Four clamps are used per filter to assure uniform pressure against the gasket. The clamps have a 1-1/2" wide bearing surface.

Easy Clamp Installation

No special tools are required for proper clamp installation. Just tighten the bolt head until it is flush with the clamp face to achieve the prescribed compression. Proper clamping pressure is created indefinitely by the calibrated spring. Single filter clamps are used around the perimeter of the frame bank. Double clamps are used along main runners to secure a filter on either side of the T-Section.

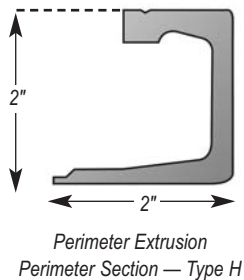
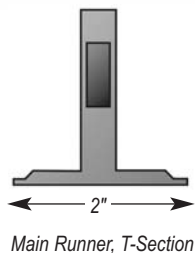
AmericanAirFilter® Welded Bevel Seal Frame

Bevel Seal Extrusion Sections

Rugged Construction

HEPA filter installations place great demands on the holding frames. The frames often span large areas, support many filters and accessories, and must be lightweight and easy to install. The frames must provide a barrier to particulate as efficient as the filters themselves.

Bevel Seal frames are constructed of 6063T5 alloy aluminum extrusions. The channel edge extrusion at the periphery of each frame is compatible for interfacing with walls, floors, ductwork, and other frames.

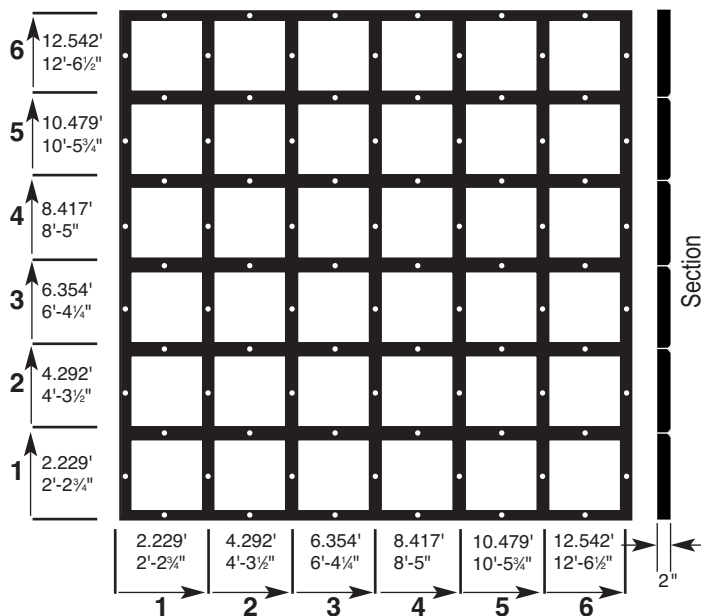


Visual Control Filter Clamps

	2 ³ / ₄ " - 3 ³ / ₄ " - 4 ³ / ₄ " AstroCel II	5 ⁷ / ₈ " AstroCel I	11 ¹ / ₂ " AstroCel I
Single Filter Clamps (100# Spring)	Yellow 	Red 	Red
Double Filter Clamps (100# Spring)	Blue 	Silver 	Silver

The filter clamp springs are color coded to assure proper clamping pressure depending on filter thickness and clamp style.

Dimensions: Bevel Seal Frame Bank (for 24" x 24" AstroCel HEPA Filters)



NOTE: Filter banks larger than four filters in both the height and width will be made in two sections. The overall height or width of the assembled bank will be 2" greater than indicated above; i.e., 6 x 6 bank would be 12'-6-1/2" x 12'-8-1/2".



10300 Ormsby Park Place Suite 600
Louisville, Kentucky 40223-6169
www.aafintl.com
Customer Service 888.AAF.2003
Fax 888.223.6500



AAF has a policy of continuous product research and improvement and reserves the right to change design and specifications without notice.

ISO Certified Firm

©2009 AAF International
The USGBC Member logo is a trademark owned by the U.S. Green Building Council and is used by permission.