

VariCel® RF (with Synthetic Media)



EXTENDED SURFACE RIGID AIR FILTERS

- Designed for improved performance and durability
- Layered synthetic media with plastic pleat spacers on both sides
- Heavy-duty expanded metal media support grid
- Ideal for Variable Air Volume (VAV) systems

Excellent Performance

With superior strength and durability, the VariCel RF filter is ideal for VAV systems. It provides a high level of filtration efficiency in those applications where cleaner air is required. With metal cell sides and a layered synthetic media pack, the VariCel RF filter offers superior dust holding, moisture resistance, and overall performance. Color-coded media designates each efficiency: MERV 15 = Yellow, MERV 14 = Pink, MERV 12 = Green, and MERV 11 = White. Both single and double header models are available.

Sturdy Construction and Dependability

The VariCel RF filter, with its galvanized steel cell sides and plastic pleat spacers on the air entering and air leaving sides, withstands the most demanding applications. The pleat spacers and expanded metal support grid maintain the shape of the synthetic media pack and ensure that both the efficiency and dust holding capacity are maximized.

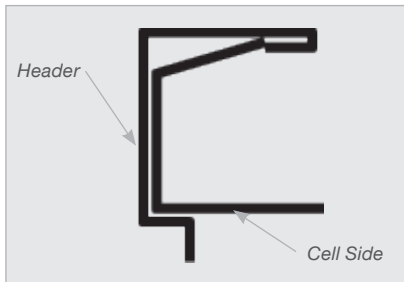
The rigid construction with supported pleat media pack maintains a compact unitized structure under variable air velocities and repeated fan shutdowns. The interlocked header and cell sides, along the entire length of each side, provide maximum sealing. Competitive filters are designed with loose fitting headers that allow greater potential for bypass leakage.

Layered Synthetic Media Pack

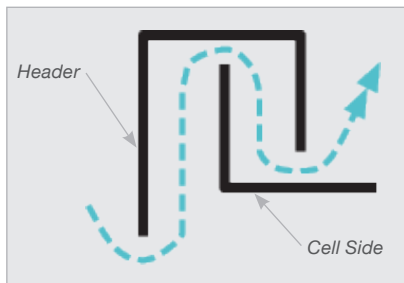
The layered media used in the VariCel RF filter is a meltblown synthetic protected by a scrim on the air leaving side. Layering the media provides both a high efficiency final filter layer that effectively filters fine particulate and an integral lofted prefilter layer that captures larger particulate. Meltblown synthetic media is stronger than fiberglass, non-shedding, and water resistant.

Open Header Design

AAF Flanders' unique open header design creates a built-in handle that makes carrying and installing the VariCel RF filter easy. As an added safety measure, we roll the edges of the header to eliminate sharp edges that can make handling competitors' products hazardous.



VariCel® RF Filter Construction



Typical Competitive Construction

VariCel® RF Filters

Product Information

Nominal Size (inches) (W x H x D)	Actual Size (inches) (W x H x D)	Rated Airflow Capacity (CFM)	Resistance (in. w.g.)		Gross Media Area (sq. ft.)
			Initial	Final*	
MERV 15					
24 x 24 x 12	23 ³ / ₈ x 23 ³ / ₈ x 11 ¹ / ₂	2000	.51	1.5	62
24 x 12 x 12	23 ³ / ₈ x 11 ¹ / ₈ x 11 ¹ / ₂	1000	.51	1.5	31
24 x 20 x 12	23 ³ / ₈ x 19 ³ / ₈ x 11 ¹ / ₂	1660	.51	1.5	52
20 x 20 x 12	19 ³ / ₈ x 19 ³ / ₈ x 11 ¹ / ₂	1400	.51	1.5	41
MERV 14					
24 x 24 x 12	23 ³ / ₈ x 23 ³ / ₈ x 11 ¹ / ₂	2000	.30	1.5	62
24 x 12 x 12	23 ³ / ₈ x 11 ¹ / ₈ x 11 ¹ / ₂	1000	.30	1.5	31
24 x 20 x 12	23 ³ / ₈ x 19 ³ / ₈ x 11 ¹ / ₂	1660	.30	1.5	52
20 x 20 x 12	19 ³ / ₈ x 19 ³ / ₈ x 11 ¹ / ₂	1400	.30	1.5	41
MERV 12					
24 x 24 x 12	23 ³ / ₈ x 23 ³ / ₈ x 11 ¹ / ₂	2000	.22	1.5	62
24 x 12 x 12	23 ³ / ₈ x 11 ¹ / ₈ x 11 ¹ / ₂	1000	.22	1.5	31
24 x 20 x 12	23 ³ / ₈ x 19 ³ / ₈ x 11 ¹ / ₂	1660	.22	1.5	52
20 x 20 x 12	19 ³ / ₈ x 19 ³ / ₈ x 11 ¹ / ₂	1400	.22	1.5	41
MERV 11					
24 x 24 x 12	23 ³ / ₈ x 23 ³ / ₈ x 11 ¹ / ₂	2000	.17	1.5	62
24 x 12 x 12	23 ³ / ₈ x 11 ¹ / ₈ x 11 ¹ / ₂	1000	.17	1.5	31
24 x 20 x 12	23 ³ / ₈ x 19 ³ / ₈ x 11 ¹ / ₂	1660	.17	1.5	52
20 x 20 x 12	19 ³ / ₈ x 19 ³ / ₈ x 11 ¹ / ₂	1400	.17	1.5	41

*Maximum recommended final resistance in system design may indicate a lower changeout point.

Notes

All performance data is based on ASHRAE Standard 52.2. Performance tolerances conform to Section 7.4 of ARI Standard 850-93.

Actual depth of 12" filter is 11.50" (292mm). Headers are 1³/₁₆" (21mm). Width and height dimensions are interchangeable.

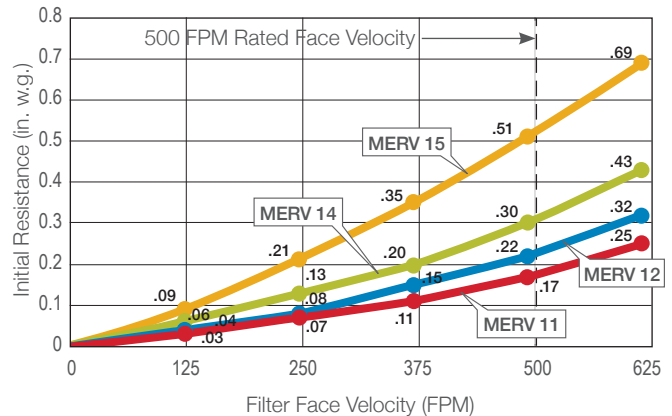
Operating Temperature Limits

Temperature limitation is 200°F (93°C) continuous, and 220°F (107°C) intermittent.

VariCel® is a registered trademark of AAF International in the U.S. and other countries.

Performance Data

Initial Resistance vs. Filter Face Velocity



Underwriters Laboratories Classification

VariCel RF filters are UL Classified. Testing was performed according to UL Standard 900 and ULC-S111.

Efficiency

MERV 15 – Yellow
 MERV 14 – Pink
 MERV 12 – Green
 MERV 11 – White



9920 Corporate Campus Drive, Suite 2200, Louisville, KY 40223-5690
 888.223.2003 Fax 888.223.6500 | aafintl.com

AAF Flanders has a policy of continuous product research and improvement and reserves the right to change design and specifications without notice.

©2017 AAF International and its affiliated companies.

ISO Certified Firm

AFP-1-105I 01/17